



# GMT Reports for District (or Undistricted) **District U 2**

**GMT: TERRY GRAHAM**

**Location: QUEBEC**

**GMT CA: 2**

## CLUBS

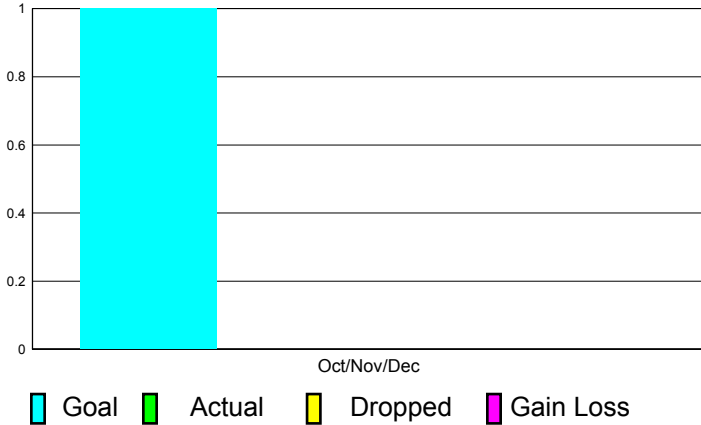
Club Results  
2011-2012

Clubs  
2010-2011

Month	New Club Goal	Actual New Clubs	Actual Dropped Clubs	Gain/Loss of Clubs	Gain/Loss of Clubs
Oct/Nov/Dec	1	0	0	0	0
<b>Totals</b>	<b>1</b>	<b>0</b>	<b>0</b>	<b>0</b>	<b>0</b>


### Club Results 2011-2012

Goal, New, Dropped, Gain/Loss



### Comparison of Club Gain/Loss

Current Year Compared to the Previous Year



### YTD Status Quo Clubs 2010-2011

Status Quo Clubs Compared to Status Quo Members



## MEMBERSHIP

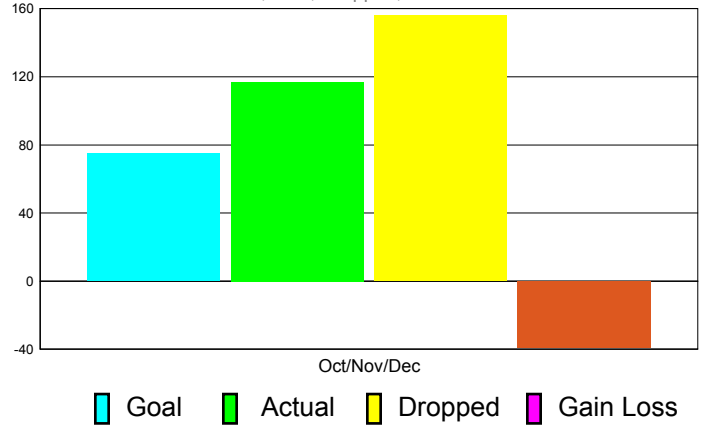
Membership Results  
2011-2012

Membership  
2010-2011

Month	Net Memb Goal	Actual New Memb	Actual Dropped Memb	Gain/Loss of Memb	Gain/ Loss of Memb
Oct/Nov/Dec	75	117	156	-39	-7
<b>Totals</b>	<b>75</b>	<b>117</b>	<b>156</b>	<b>-39</b>	<b>-7</b>

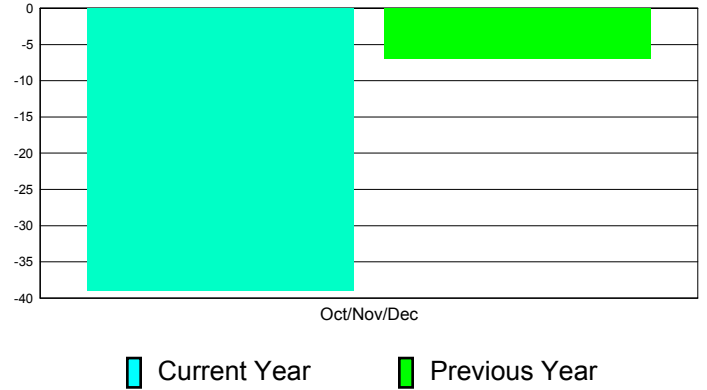
### Membership Results 2011-2012

Goal, New, Dropped, Gain/Loss



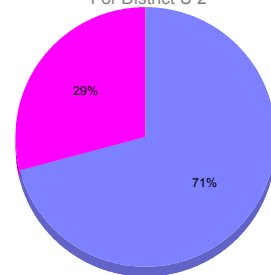
### Comparison of Membership Gain/Loss

Current Year Compared to the Previous Year



### Gender Comparison 2010-2011

For District U 2



Oct/Nov/Dec

■ Male      ■ Female